

6HCX51

Coaxials - 6.5 Inches

- 300 W continuous program power capacity
- 70° nominal coverage
- 90 - 18000 Hz response
- 92 dB sensitivity
- Single Neodymium magnet assembly
- 20.1 mm (0.79") HF unit exit diameter



Specifications

Nominal diameter	170 mm (6.5 in)
Nominal impedance	8 Ω
Minimum impedance lf	6.0 Ω
Minimum impedance hf	7.5 Ω
Frequency range	90 - 18000 Hz
Dispersion angle ¹	70 °
Magnet material	Neodymium Ring

Specifications LF Unit

LF Sensitivity ²	92.0 dB
LF Nominal Power Handling ³	150 W
LF Continuous Power Handling ⁴	300 W
LF Voice Coil Diameter	51 mm (2.0 in)
LF Winding Material	Copper

Specifications HF Unit

HF Sensitivity ⁵	105.0 dB
HF Nominal Power Handling ⁶	25 W
HF Continuous Power Handling ⁷	50 W
HF Voice Coil Diameter	36 mm (1.4 in)

Specifications HF Unit

HF Winding Material	Aluminium
Diaphragm material	Polyester
Recommended crossover ⁸	2.2 kHz

Parameters

Fs	89 Hz
Re	5.2 Ω
Qes	0.4
Qms	7.5
Qts	0.38
Vas	5.0 dm ³ (0.18 ft ³)
Sd	132.0 cm ² (20.5 in ²)
η_0	0.8 %
Xmax	5.0 mm
Xvar	5.5 mm
Mms	16 g
Bl	10.9 T \cdot m
Le	0.8 mH
EBP	222 Hz

Mounting And Shipping Info

Overall diameter	187 mm (7.4 in)
Bolt circle diameter	172 mm (6.7 in)
Baffle cutout diameter	146 mm (5.75 in)
Depth	104 mm (4.1 in)
Flange and gasket thickness	11 mm (0.4 in)
Net weight	1.55 kg (3.4 lb)
Shipping units	1
Shipping weight	1.85 kg (4.1 lb)
Shipping box	266x259x155 mm (10.5x10.2x6.1 in)

Service Kit

Service kit lf	RCK06HCX518
Replacement diaphragm	MMD0128

1. Included by -6 dB down points.

2. Applied RMS Voltage is set to 2.83V.

3. 2 hours test made with continuous pink noise signal (6 dB crest factor) within the range Fs-10Fs. Power calculated on rated minimum impedance. Loudspeaker in free air.

4. Power on Continuous Program is defined as 3 dB greater than the Nominal rating.

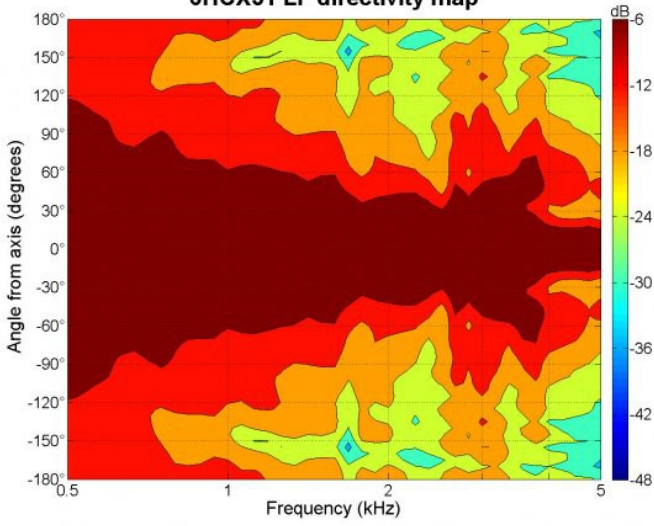
5. Applied RMS Voltage is set to 2.83V.

6. 2 hour test made with continuous pink noise signal (6 dB crest factor) within the range from the recommended crossover frequency to 20 kHz. Power calculated on rated minimum impedance. Loudspeaker in free air.

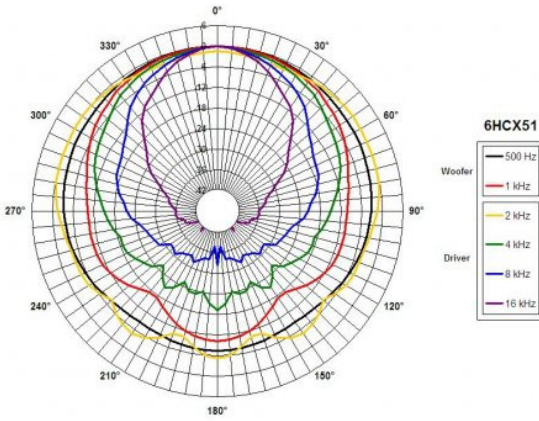
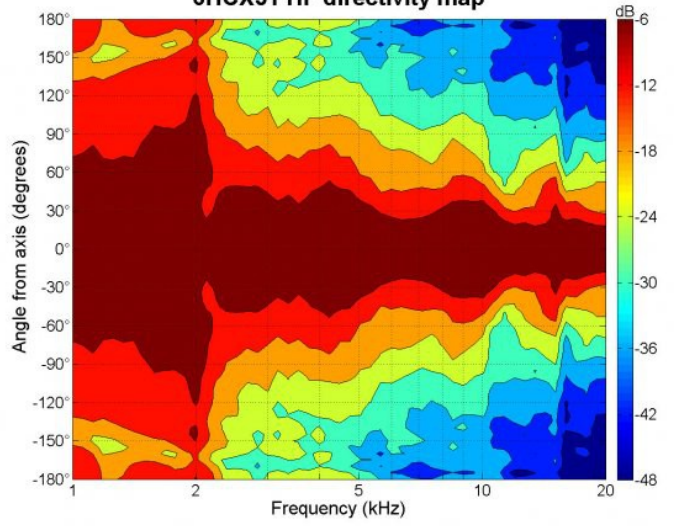
7. Power on Continuous Program is defined as 3 dB greater than the Nominal rating.

8. 12 dB/oct. or higher slope high-pass filter.

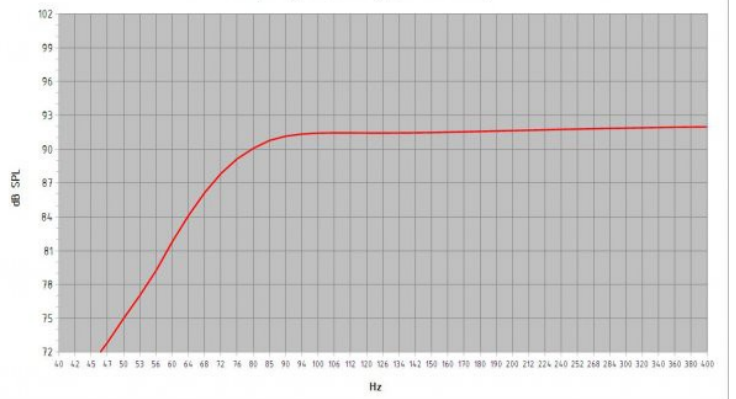
6HCX51 LF directivity map



6HCX51 HF directivity map



Frequency Response (2,83 Vrms/1 m)



Model:	6 HCX 51	
Enclosure Type:	Bass Reflex	
Internal Net Volume (Liters):	7	
Tuning Frequency (Hz):	80	Port Area (cm ²): 30.4
Frequency (-3 dB) (Hz):	76.0	Port Length (cm): 15.0
Excursion Limited Maximum SPL at 1 meter (dB):	109.7 equal to	75.6 Watts (Bass Band Power Rating)
Thermal Limited Maximum SPL at 1 meter (dB):	112.7 equal to	150.0 Watts (Mid Band Power Rating)