

12FHx76

Coaxials - 12.0 Inches

700 W continuous program power capacity

60°x40° nominal coverage

45 - 18000 Hz response

98 dB sensitivity

Modified exponential horn flare for improved acoustic loading and controlled coverage

33 mm (1.3") HF unit exit diameter



Specifications

Nominal diameter	320 mm (12.0 in)
Nominal impedance	8 Ω
Minimum impedance lf	6.0 Ω
Minimum impedance hf	7.8 Ω
Frequency range	45 - 18000 Hz
Dispersion angle ¹	60°x40 °
Magnet material	Ceramic

Specifications LF Unit

LF Sensitivity ²	98.0 dB
LF Nominal Power Handling ³	350 W
LF Continuous Power Handling ⁴	700 W
LF Voice Coil Diameter	76 mm (3.0 in)
LF Winding Material	Copper

Specifications HF Unit

HF Sensitivity ⁵	106.0 dB
HF Nominal Power Handling ⁶	80 W
HF Continuous Power Handling ⁷	160 W
HF Voice Coil Diameter	75 mm (3.0 in)

Specifications HF Unit

HF Winding Material	Aluminium
Diaphragm material	Titanium
Recommended crossover ⁸	1.2 kHz

Parameters

Fs	48 Hz
Re	5.2 Ω
Qes	0.36
Qms	5.4
Qts	0.33
Vas	88.0 dm ³ (3.1 ft ³)
Sd	522.0 cm ² (80.9 in ²)
η _o	2.7 %
Xmax	6.5 mm
Xvar	4.0 mm
Mms	47 g
Bl	14.4 Txm
Le	1.6 mH
EBP	133 Hz

Mounting And Shipping Info

Overall diameter	315 mm (12.4 in)
Bolt circle diameter	298 mm (11.7 in)
Baffle cutout diameter	284 mm (11.14 in)
Depth	169 mm (6.65 in)
Flange and gasket thickness	13 mm (0.51 in)
Net weight	8.5 kg (18.7 lb)
Shipping units	1
Shipping weight	10.3 kg (22.7 lb)
Shipping box	380x380x240 mm (15x15x9 in)

Service Kit

Service kit lf	RCK12FHX768
Replacement diaphragm	MMD3BTN8M

1. Included by -6 dB down points.

2. Applied RMS Voltage is set to 2.83V.

3. 2 hours test made with continuous pink noise signal (6 dB crest factor) within the range Fs-10Fs. Power calculated on rated minimum impedance. Loudspeaker in free air.

4. Power on Continuous Program is defined as 3 dB greater than the Nominal rating.

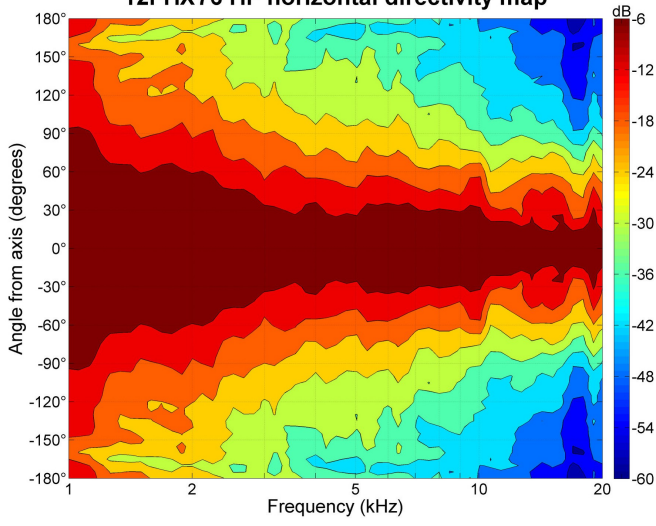
5. Applied RMS Voltage is set to 2.83V.

6. 2 hour test made with continuous pink noise signal (6 dB crest factor) within the range from the recommended crossover frequency to 20 kHz. Power calculated on rated minimum impedance. Loudspeaker in free air.

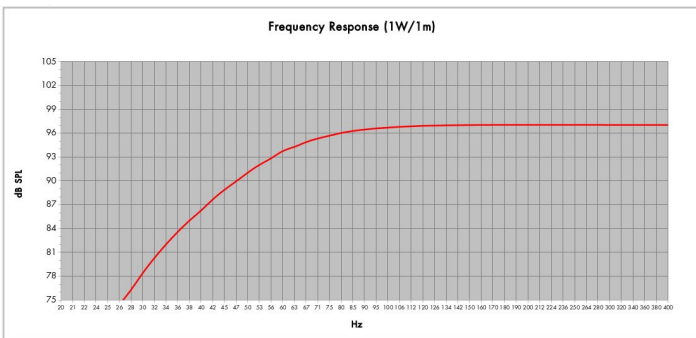
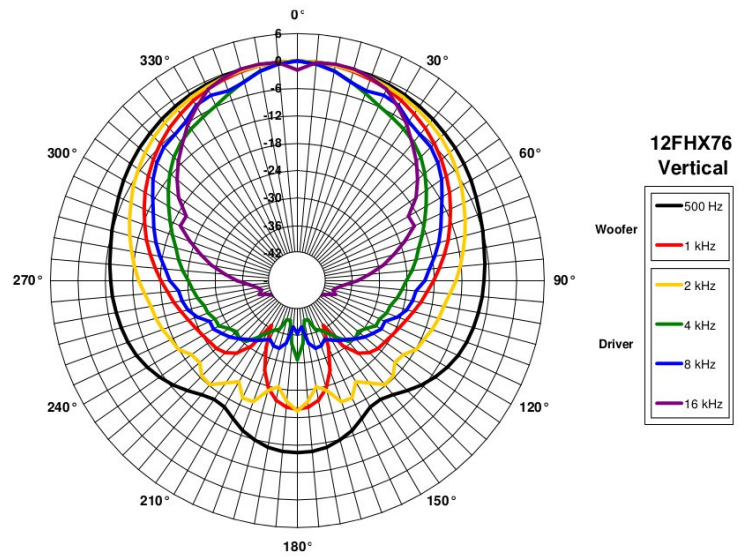
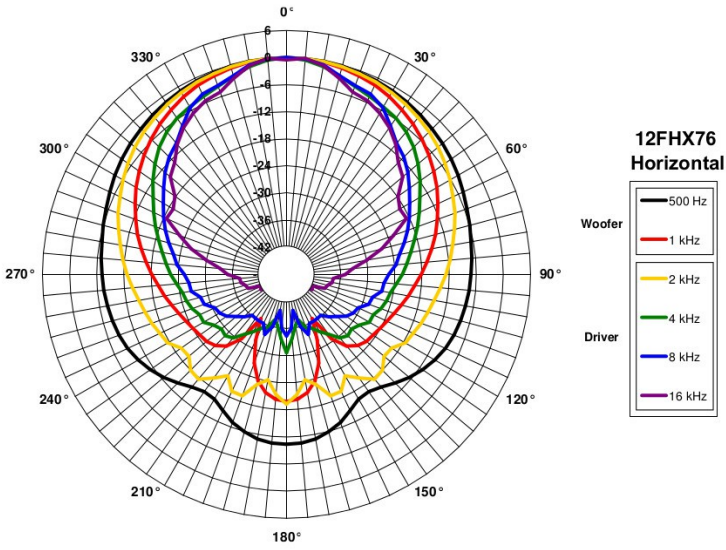
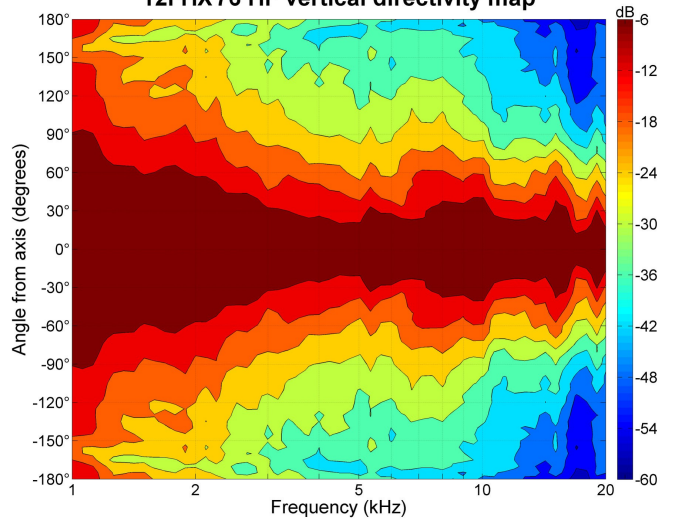
7. Power on Continuous Program is defined as 3 dB greater than the Nominal rating.

8. 12 dB/oct. or higher slope high-pass filter.

12FHx76 HF horizontal directivity map



12FHx76 HF vertical directivity map



Model: **12FHx76**
 Enclosure Type: **Bass Reflex** Configuration: **One Driver**
 Internal Net Volume (Liters): **50** Q8: **7**
 Tuning Frequency (Hz): **50** Port Area (cm²): **138,7**
 Frequency (-3 dB) (Hz): **61,5** Port Length (cm): **21,8**